



Virtual LIFE@MK Session K1 Parent Tea Session

**MOE Kindergarten @ Frontier
19th September 2020, Saturday
10.00am - 11.00am**

Zoom Etiquette



Turn on your video



Mute yourself



No print screen or recording



Respect one another

Vision

On to a Strong Start

Mission

To provide quality pre-school education that is affordable to Singaporeans and catalyse quality improvements in the sector

MOE KINDERGARTEN @ FRONTIER



Ms Aisyah (Ms Ash)
(Centre Head)



Ms Jennifer
(Deputy Centre Head)

KI EL Teachers



Ms Kai Ying



Ms Amirah



Ms Mei Chen



Ms Sherilyn



Ms Poonam



Ms Dania



Ms Zuraidah



Ms Erin

KI mTL Teachers



Ms Anu



Cikgu Nurafida



Cikgu Amira



Luo Laoshi



Yu Laoshi



Sun Ein Laoshi

Session Outline

1. MOE Kindergarten Curriculum

- HI - Light
- Starlight Literacy

2. A day in MOE Kindergarten

- Learning Centre
- Outdoor / MSD

3. WoW Projects

4. Events/Celebrations

5. Tips for parents

6. Q&A

Our Beliefs

Children are:



**Curious
learners**



**Active
learners**



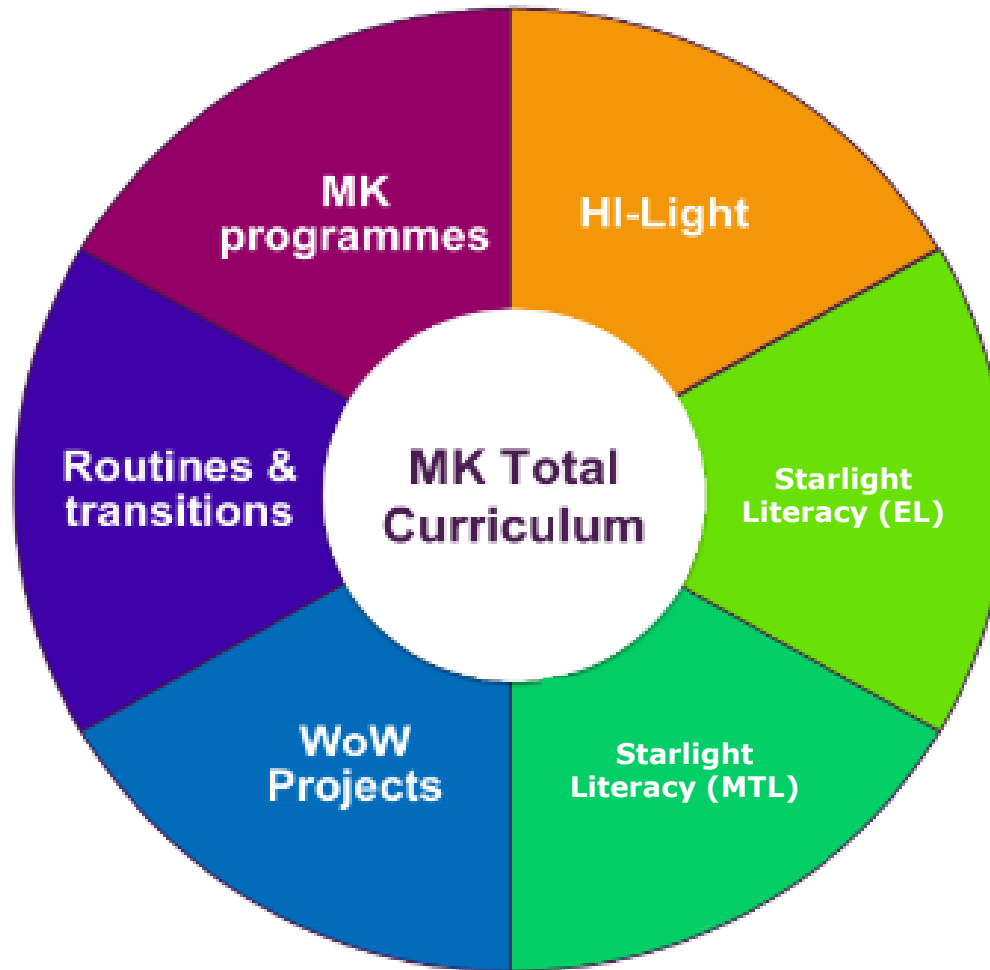
**Competent
learners**

Aim of MK Curriculum



To nurture children holistically so that they are confident, demonstrate strong social skills and have a good foundation in literacy and numeracy

Intentional design of MK curriculum



Continuity in content and skills
Progression from K1 to K2



HI-LIGHT PROGRAMME

- ❖ Holistic, Integrated learning approach
- ❖ Nurture children's holistic development in the following areas:
 - Aesthetics and Creative Expression (A&C)
 - Discovery of the World (DOW)
 - Language and Literacy (L&L)
 - Motor Skills Development (MSD)
 - Numeracy (Num)
 - Social and Emotional Development (SED)
- ❖ Children learn through the language
- ❖ Helps children to make relevant and meaningful connections across different learning areas.

HI-Light: Who do we share the world with?

Wondering,
thinking, and
observing about
plants and
insects



1. DOW
2. A&C

Engaging,
playing, and
exploring
numeracy



1. num
2. SED



1. MSD
2. L&L



Creating, sharing,
and expressing

- Children explore, inquire, engage and create about animals, plants, insects and numbers
- Mini insectarium were set up in the garden to provide authentic learning experience for children

Starlight Literacy



- ❖ Nurture early childhood bilingualism (EL & MTL)
- ❖ Develops children's listening, speaking and early literacy skills
 - strong foundation for future language learning
- ❖ Opportunities for children to enjoy local tradition and customs through a variety of resources such as Big Books, songs, games

Starlight Literacy

"Go to your room!"

Reading of Big Book together




"We're going to hunt the terrible tiger!"



- After big book reading, children learn the targeted sentence structure through dramatization of the book

Starlight Literacy



"Bookstore!"



"Red!"



"I can stomp
with my feet."

- Children are introduced to the vocabulary of the book through engaging in different movement activities and games

MTL Starlight Literacy



Children created their 'Baju' after reading the book of the week: "Sungguh Lawa!"

Children explored writing Tamil letters using sand and dough



Children used the Chinese words 'more' and 'some' in a sentence through games.



- Children are engaged in different activities during Mother Tongue Starlight Literacy. They dramatize, sing song, create artworks and play games to develop their speaking and listening skills

Learning Centres

Drama Club



Creative Zone



Construction Site



Cultural Corner



Discovery World

- 5 Learning centres are created from the themes of the term.
- Helps children to develop and reinforce their learning of the topics

Outdoor / Motor Skills Development (MSD)



Children takes off mask and maintain social distancing when vigorous exercise takes place



Children learning tossing skills for MSD lesson during outdoor time.



- Children divided into two main groups
- One group involved in play at different areas which they revisit skills introduced
- Other group involved in MSD lesson where new skills are introduced

Weeks of Wonder (WoW Project)

Learning about Rainbow




Learning about Cleaning

- Children carried out an in-depth investigation based on their topic of interest in classroom through experiments, book reading and interviewing related personnel of the topic.

Events and Celebrations

Children experiencing games such as 'Bola Tins', 'Zero Points' and 'Chapteh'



Children putting on traditional costumes and red and white for the celebration respectively.



- Children participates and celebrates events such as Racial Harmony Day and National Day in school.

A Day in MK (Video)

**A DAY IN
MK@FRONTIER**

Family Engagement

Engagement and Communication with Families

Family-based
Activities

PTCs and
Newsletters

LIFE@MK



Tips for Parents

I. Nurture your child as a whole

Examples:

- ◆ Encourage your child to ask questions and find out how things work around them
- ◆ Read a variety of books, sing song or draw together with your child
- ◆ Minimize digital time and maximize hands – on activities (e.g. baking, cleaning) together with your child



Tips for Parents

2. Make use of opportunities during family outing (e.g. shopping for groceries at a supermarket)

Examples:

- ◆ Learn appropriate behaviour at the supermarket (*Demonstrate socially acceptable behaviour*)
- ◆ Draw a picture of what they saw at the supermarket (*Express their ideas through art*)



Tips for Parents

3. Nurture learning dispositions in your child.

Examples:

- ◆ *Perseverance* - Encourage your child to press on with their efforts in completing a puzzle and do not give up easily
- ◆ *Reflectiveness* - Encourage your child to express and share their feelings and thoughts after an event or day



Tips for Parents

4. Nurture learning dispositions in your child.

Examples:

- ◆ *Inventiveness* - Invite your child to try out different ways of playing with an object instead of allowing him/her to play or do the same thing all the time
- ◆ *Sense of Wonder and Curiosity* - Show an interest in the world around you by using language such as "I wonder where/how/why..."



Tips for Parents

5. Build on your child's interests and strengths

Examples:

- ◆ Listen to your child talk and watch him/her play to discover what interest and excites your child
- ◆ Support and develop your child's interests and strengths over time



Feedback



<https://tinyurl.com/y48h3yw7>

